



The Safe Removable Pool Slide

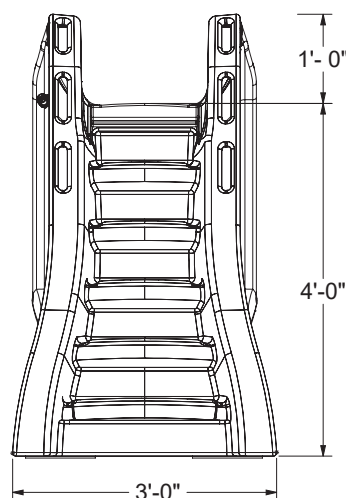
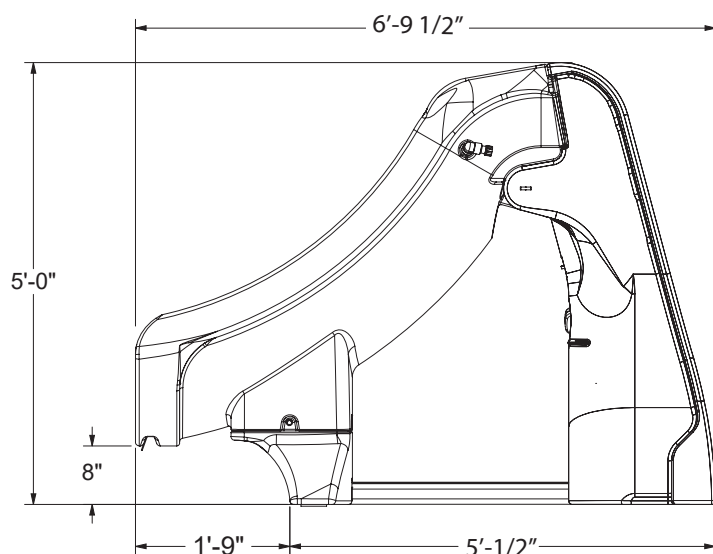
Introducing **SlideAway®**, the safe removable in-ground pool slide from S.R.Smith. SlideAway combines safety, fun and durability in a slide that can be easily set-up and removed from the deck in just minutes. SlideAway is the first fully CPSC compliant pool slide that doesn't have to be permanently affixed to the pool deck.

Designed to resist fading, SlideAway is salt pool friendly and comes in colors that will compliment any outdoor living space. SlideAway is ideal for children up to 125 lbs. and will provide hours of splashing fun!

SlideAway®



- First CPSC compliant removable and portable pool slide, meeting federal safety standards for 48 individual tests
- Available in colors to compliment the pool and patio areas (Taupe and Gray)
- Comes partially assembled and includes an easy to use dolly to roll SlideAway on and off the pool deck
- 3' x 6'7" deck space required
- Easy to set-up and store away in shed or garage
- Fully rotomolded construction provides strength and durability for years to come
- Enclosed, textured steps and integrated hand-holds for added safety
- Designed for children up to 125 lbs/57 kg
- Salt pool friendly
- Built-in UV inhibitors to resist fading
- For use on in-ground pools only
- Made in the USA



Part #	Description	Shipping			
		Weight	Length	Width	Height
660-209-5810	SlideAway Removable Pool Slide - Taupe	155 lbs	39"	54"	89"
660-209-5820	SlideAway Removable Pool Slide - Gray				



Deck Mounted Pool Slides

Designed for Years of Serious Fun

Manufactured from high-quality corrosion-resistant material, S.R.Smith deck mounted pool slides are engineered to deliver serious fun, season after season! Ranging in size from the Cyclone at just over 4', to the towering Vortex® that tops out at 10'7", they resist fading and scratching, and retain their luster for years to come. There is an integrated water delivery system on each S.R.Smith slide that provides high-volume water fun for a slippery, sloshy ride. And for salt pool environments, select one of our many salt friendly deck mounted pool slides, identified by the special icon.

Safety Built-In



We believe fun and safety go hand in hand. That is why all of our slides fully comply with the U.S. Consumer Product Safety Commission's Standard for swimming pool slides (CPSC 16 CFR 1207). Whether it is our enclosed ladders, easy to grip hand rails or non-slip treads, safety features are integral to every one of our slides.

Assemble. Install. Slide!

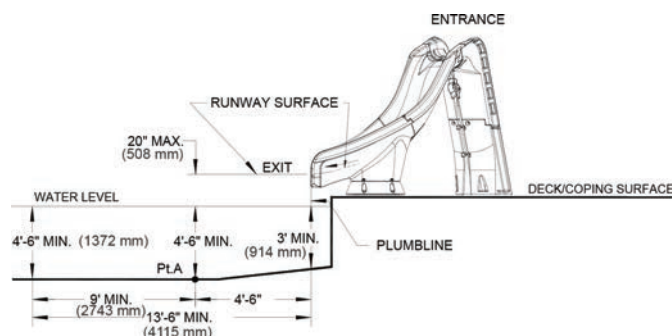


See how simple it is to assemble and install all of our deck mounted pool slides with our installation videos. Go to srsmith.com or visit the S.R.Smith YouTube channel.

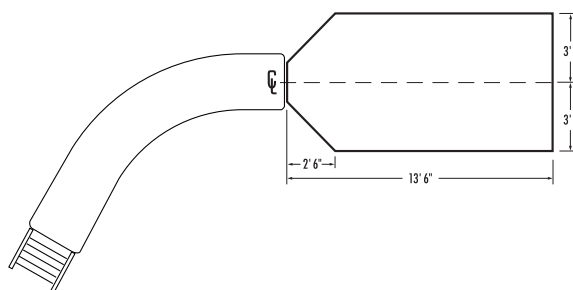
Slide Placement Guidelines

The pool industry association has provided these guidelines for slide placement. Our slides can be mounted directly to the deck making retrofit applications easy (check with your inspector for local codes and guidelines). From the top of the ladder, a flume that curves down to the left is a left curve slide, and a flume that curves down to the right is a right curve slide.

Slide Placement



Required Installation Envelope



Deck Mounted Slide Product Dimensions

Product	Height Overall	Height To Seat	Flume Length & Width	Required Deck Space
Rogue2	8'	6'6"	9'3" x 22"	10'7" x 8'5"
heliX2®	7'4"	6'5 1/2"	12'8" x 22"	9'6" x 4'7"
TurboTwister®	8'7"	7'15/8"	14'4" x 23"	13'6" x 6'3"
Typhoon®	7'4"	6'5 1/2"	9'10" x 22"	11'8" x 4'4"
Cyclone	4'1"	3'2"	6'10" x 17.5"	6'8" x 5'5"
Vortex®	10'7"	7'6"	19' x 32"	9'2" x 11'4" w/staircase 9'9" x 9'9" w/ladder

Rogue²



A retro look with a thoroughly modern, rotomolded flume makes this the new standard for backyard fun.

- 8' in height (6'6" to seat)
- Available in right or left curved flume
- Accommodates sliders up to 250 lbs/113kg
- Wide flume with high walls
- Designed for quick, easy assembly
- Improved high volume water delivery system can be plumbed through the pool's return line or connected to a garden hose
- Can be surface or in-deck mounted to accommodate any pool (flanges must be purchased separately)
- Intended for in-ground residential swimming pools only

Water flow 30 gpm max.

Slide Color



BLUE



TAUPE



GRAY



WHITE

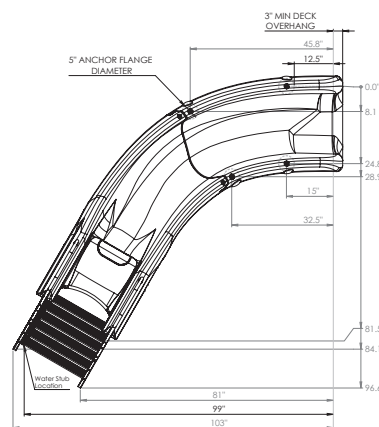
Due to printing technology, actual color may differ.

Adult supervision required at all times when children are using this slide.

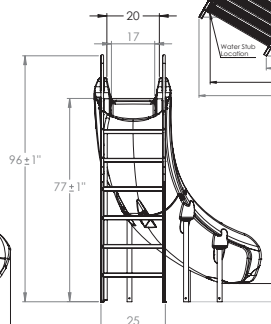
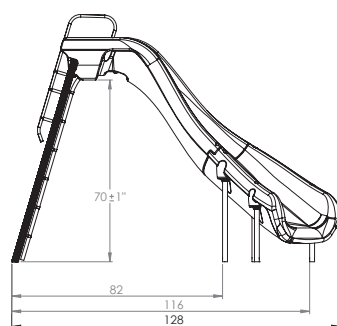
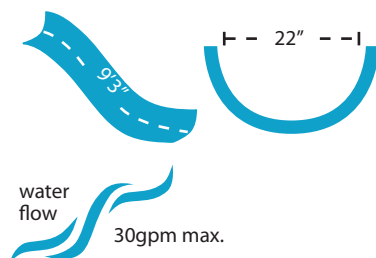
Model No.	Description	Shipping (Class 300)			
		Weight	Length	Width	Height
610-209-5812	White, Right Curve	190 lbs 91kg	41" 104cm	36" 91cm	92" 234cm
610-209-5822	White, Left Curve				
610-209-58110	Taupe, Right Curve				
610-209-58210	Taupe, Left Curve				
610-209-5813	Blue, Right Curve				
610-209-5823	Blue, Left Curve				
610-209-58120	Gray, Right Curve				
610-209-58220	Gray, Left Curve				

Parts & Accessories

- 75-209-5866 Aluminum Flange Anchor Kit
- 75-209-5865 Plastic Deck-Mounted Anchor Flange Kit



Flume Details



All S.R. Smith, LLC swimming pool slides fully comply with Consumer Products Safety Commission (CPSC) mandatory safety Standard for Swimming Pool Slides (16 CFR 1207) and are certified by independent third party testing labs. The installer or end-user is responsible for complying with local building codes for the location, installation, construction or assembly of these slides. S.R. Smith, LLC makes no representations that the location, installation, construction or assembly of its slides meet local building codes.

See page 41 for slide placement diagram

heliX2[®]



Slide Color



GRAY



GRAY
GRANITE



TAUPE



SANDSTONE

Due to printing technology, actual color may differ.

Adult supervision required at all times when children are using this slide.

Flume Details



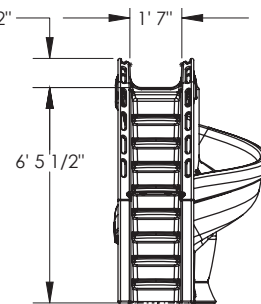
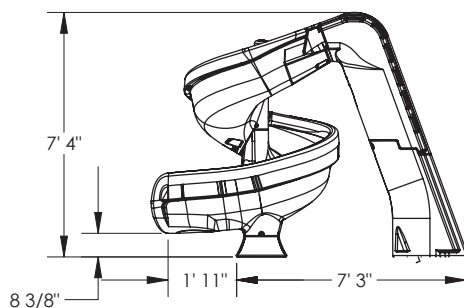
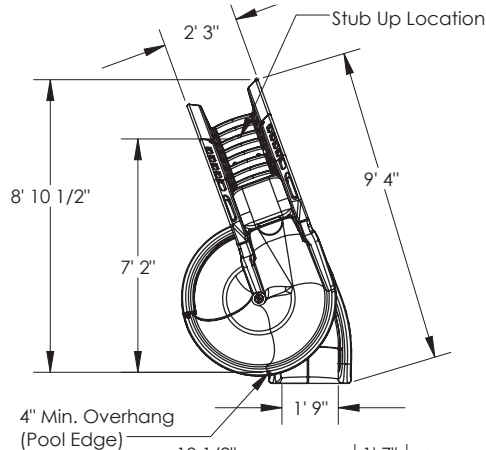
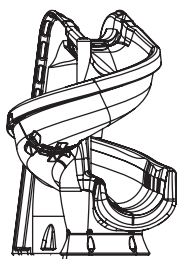
See page 41 for slide placement diagram

A new generation of S.R.Smith's popular pool slide is here—introducing the heliX2[®]!

- Deeper 360° corkscrew flume for fast and safe sliding
- Patented water feature delivery system for a dramatic fountain feature
- 7'4" in height (6'5 1/2" to seat)
- Accommodates sliders up to 250 lbs/113kg
- Sturdy rotomolded construction — for strength and durability
- Enclosed ladder and molded handrail design for maximum safety
- Designed for quick and easy assembly with simple deck mounted installation
- Water delivery system can be plumbed through the pool's return line or connected to a garden hose
- Intended for in-ground residential swimming pools only

Model No.	Description	Shipping (Class 300)			
		Weight	Length	Width	Height
640-209-58124	Gray Granite*	390 lbs 177kg	66" 167cm	88" 223cm	48" 122cm
640-209-58123	Sandstone*				
640-209-58120	Solid Gray				
640-209-58110	Solid Taupe				

* Gray Granite and Sandstone slides are not an exact match with Gray Granite or Sandstone diving boards & stands due to differences in material. Please consult your sales representative for more details.



All S.R.Smith, LLC swimming pool slides fully comply with Consumer Products Safety Commission (CPSC) mandatory safety Standard for Swimming Pool Slides (16 CFR 1207) and are certified by independent third party testing labs. The installer or end-user is responsible for complying with local building codes for the location, installation, construction or assembly of these slides. S.R.Smith, LLC makes no representations that the location, installation, construction or assembly of its slides meet local building codes.

TurboTwister®



This thrill-ride pool slide is designed with curves and dips that guarantee hours of fun for the entire family.

- 8'7" in height (7'1⁵/₈" to seat)
- Available with a right or left curved flume
- Accommodates sliders up to 275 lbs/124kg
- Sturdy rotomolded construction for strength and durability
- Enclosed ladder and molded handrail design for maximum safety
- Designed for quick and easy assembly
- 25 gpm max. water delivery system can be plumbed through the pool's return line or connected to a garden hose
- Simple deck mounted installation
- Intended for in-ground residential swimming pools only

Slide Color



GRAY
GRANITE

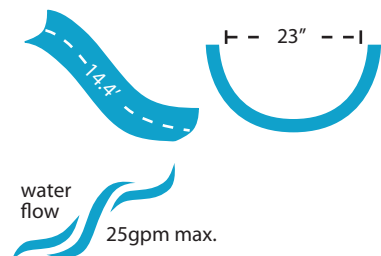


SANDSTONE

Due to printing technology, actual color may differ.

Adult supervision required at all times when children are using this slide.

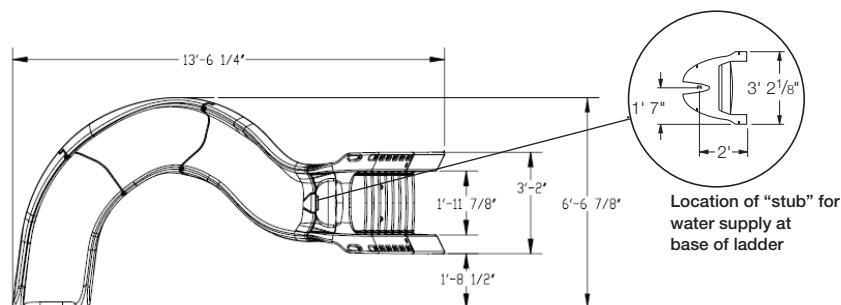
Flume Details



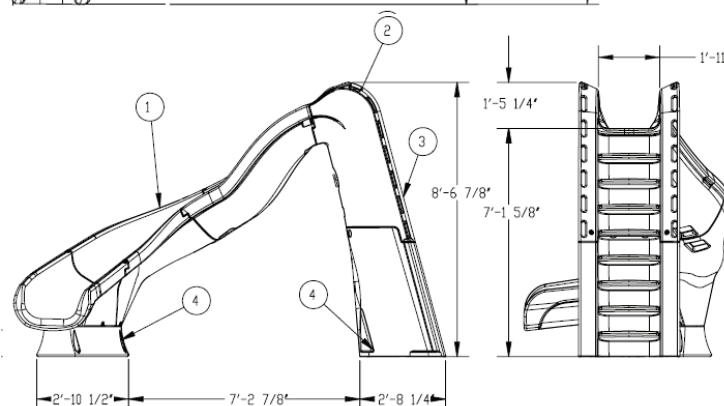
See page 41 for slide placement diagram

Model No.	Description	Shipping (2 Cartons- 1 Pallet) - Class 300			
		Weight	Length	Width	Height
688-209-58123	Sandstone*, Right Curve	CARTON 1 (TOP)			
		140 lbs	61"	40"	29"
688-209-58223	Sandstone*, Left Curve	63kg	154cm	102cm	74cm
688-209-58124	Gray Granite*, Right Curve	CARTON 2 (BOTTOM)			
		257 lbs	61"	40"	70"
688-209-58224	Gray Granite*, Left Curve	116kg	154cm	102cm	178cm
		TOTAL ON PALLET: 427 LBS - 61x40x103			

* Gray Granite and Sandstone slides are not an exact match with Gray Granite or Sandstone diving boards & stands due to differences in material. Please consult your sales representative for more details.



Location of "stub" for water supply at base of ladder



All S.R.Smith, LLC swimming pool slides fully comply with Consumer Products Safety Commission (CPSC) mandatory safety Standard for Swimming Pool Slides (16 CFR 1207) and are certified by independent third party testing labs. The installer or end-user is responsible for complying with local building codes for the location, installation, construction or assembly of these slides. S.R.Smith, LLC makes no representations that the location, installation, construction or assembly of its slides meet local building codes.

Typhoon®



Offers all the fun of its big brother, the TurboTwister, yet in a smaller package for more limited deck space.

- 7'4" in height (6'5 1/2" to seat)
- Available with a right or left curved flume
- Accommodates sliders up to 275 lbs/124kg
- Sturdy rotomolded construction – for strength and durability
- Enclosed ladder and molded handrail design for maximum safety
- Designed for quick and easy assembly
- 20 gpm max. water delivery system can be plumbed through the pool's return line or connected to a garden hose
- Simple deck mounted installation
- Intended for in-ground residential swimming pools only

Slide Color



GRAY
GRANITE

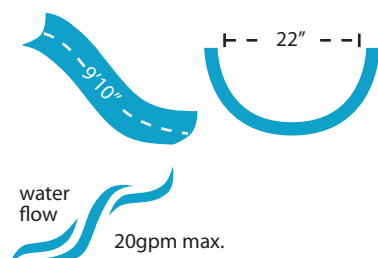


SANDSTONE

Due to printing technology, actual color may differ.

Adult supervision required at all times when children are using this slide.

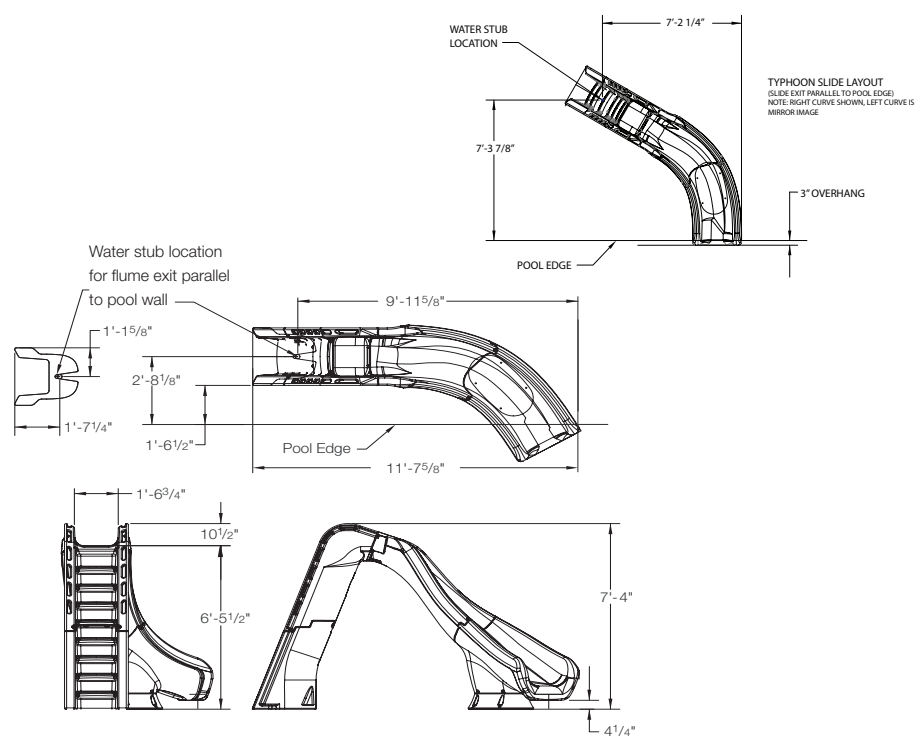
Flume Details



See page 41 for slide placement diagram

Model No.	Description	Shipping (Class 300)			
		Weight	Length	Width	Height
670-209-58123	Sandstone, Right Curve	270 lbs 123kg	56" 142cm	31" 79cm	92" 234cm
670-209-58223	Sandstone, Left Curve				
670-209-58124	Gray Granite*, Right Curve				
670-209-58224	Gray Granite*, Left Curve				

* Gray Granite and Sandstone slides are not an exact match with Gray Granite or Sandstone diving boards & stands due to differences in material. Please consult your sales representative for more details.



All S.R.Smith, LLC swimming pool slides fully comply with Consumer Products Safety Commission (CPSC) mandatory safety Standard for Swimming Pool Slides (16 CFR 1207) and are certified by independent third party testing labs. The installer or end-user is responsible for complying with local building codes for the location, installation, construction or assembly of these slides. S.R.Smith, LLC makes no representations that the location, installation, construction or assembly of its slides meet local building codes.

Cyclone



Slide Color



TAUPE



GRAY
GRANITE



SANDSTONE

Due to printing technology, actual color may differ.

Adult supervision required at all times when children are using this slide.

Flume Details



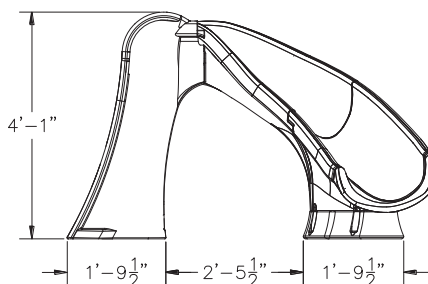
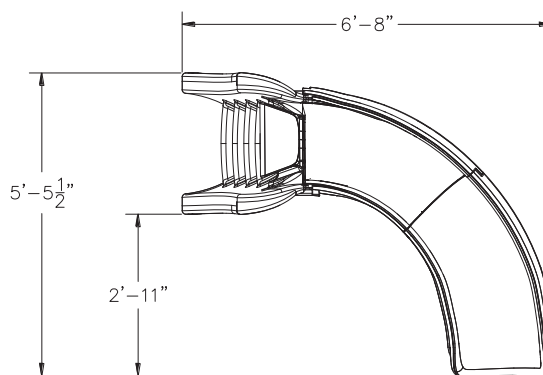
See page 41 for slide placement diagram

Compact style ideal for limited deck space and smaller pool enthusiasts.

- 4'1" in height (3'2" to seat)
- Available with a right curve flume only
- Accommodates sliders up to 175 lbs/79kg
- Sturdy rotomolded construction for strength and durability
- Enclosed ladder design for maximum safety
- Designed for quick and easy assembly
- Water delivery system connects to a garden hose
- Simple deck mounted installation
- Intended for in-ground residential swimming pools only

Model No.	Description	Shipping (Class 300)			
		Weight	Length	Width	Height
698-209-58123	Sandstone, Right Curve	150 lbs 68kg	41" 104cm	31" 79cm	56" 142cm
698-209-58124	Gray Granite*, Right Curve				
698-209-58110	Taupe, Right Curve				

* Gray Granite and Sandstone slides are not an exact match with Gray Granite or Sandstone diving boards & stands due to differences in material. Please consult your sales representative for more details.



All S.R.Smith, LLC swimming pool slides fully comply with Consumer Products Safety Commission (CPSC) mandatory safety Standard for Swimming Pool Slides (16 CFR 1207) and are certified by independent third party testing labs. The installer or end-user is responsible for complying with local building codes for the location, installation, construction or assembly of these slides. S.R.Smith, LLC makes no representations that the location, installation, construction or assembly of its slides meet local building codes.



Vortex®

Big time, fun slide!

- 10'7" in height (7'6" to seat)
- 19' corkscrew runway
- Available with ladder or spiral staircase
- Accommodates sliders up to 325 lbs/147kg
- Sturdy rotomolded construction for strength and durability
- 30 gpm max. water delivery system can be plumbed through the pool's return line
- Intended for use on in-ground swimming pools only

Model No.	Description	Shipping (2 pallets, Class 300)			
		Weight	Length	Width	Height
695-209-13	Open flume with ladder, Blue	1350 lbs	Pallet 1 128" 325cm	57" 145cm	72" 183cm
695-209-124	Open flume with ladder, Gray Granite	612kg			
695-209-23	Closed flume with ladder, Blue	1500 lbs			
695-209-224	Closed flume with ladder, Gray Granite	680kg			
695-209-33	Open flume with staircase, Blue	1710 lbs	Pallet 2 150" 381cm	39" 99cm	48" 122cm
695-209-324	Open flume with staircase, Gray Granite	776kg			
695-209-43	Closed flume with staircase, Blue	1860 lbs			
695-209-424	Closed flume with staircase, Gray Granite	844kg			

* Gray Granite and Blue slides are not an exact match with Gray Granite and Blue diving boards & stands due to differences in material. Please consult your sales representative for more details.

Parts & Accessories

- I4-400 Warning Sign and Rules Sign

Slide Color



BLUE

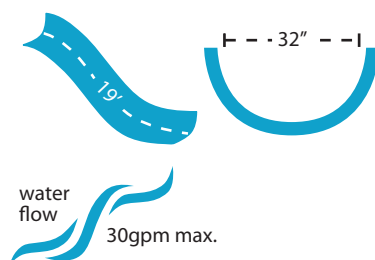


GRAY
GRANITE

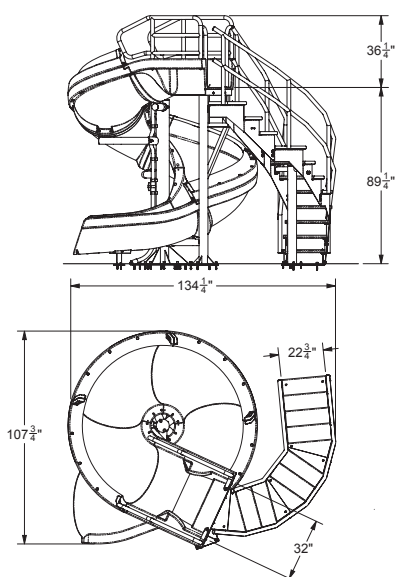
Due to printing technology, actual color may differ.

Adult supervision required at all times when children are using this slide.

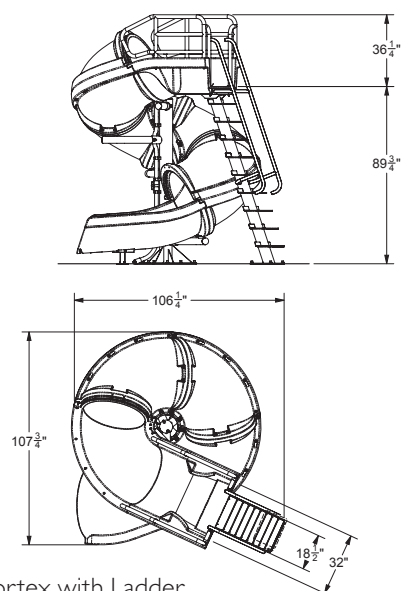
Flume Details



See page 54 for slide placement diagram



Vortex with Staircase



Vortex with Ladder



All S.R. Smith, LLC swimming pool slides fully comply with Consumer Products Safety Commission (CPSC) mandatory safety Standard for Swimming Pool Slides (16 CFR 1207) and are certified by independent third party testing labs. The installer or end-user is responsible for complying with local building codes for the location, installation, construction or assembly of these slides. S.R. Smith, LLC makes no representations that the location, installation, construction or assembly of its slides meet local building codes.

Pool Slide Safety

All S.R.Smith Swimming Pool Slides are independently tested and verified to be fully CPSC compliant.

Protect Your Business: Install CPSC Compliant Slides


Protect your livelihood and ensure your customer's safety. Install slides that fully comply with the U.S. Consumer Product Safety Commission's (CPSC) Safety Standard for Swimming Pool Slides (16 CFR Part 1207). The CPSC is an independent government regulatory agency that exists to protect the public from risk of injury and death associated with consumer products. For more information, visit <http://www.cpsc.gov/>

CPSC Standard for Swimming Pool Slides 16 CFR Part 1207

The CPSC Standard requires passing 48 unique performance tests and outlines requirements concerning manufacturing construction and materials. The CPSC also makes recommendations regarding handling, storage, marking and installation. Swimming pool slides must meet all applicable standard requirements to fully comply.

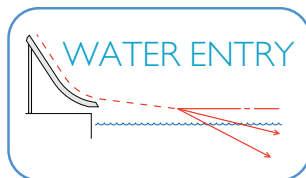


Look for the seal on the slides you install!



Sample Test **RUNWAY EQUILIBRIUM**

The slide trajectory is recorded by a marker that is attached to a weighted block released from the top of the slide. This tests for a consistent slide path exit.



Sample Test **DYNAMIC LOAD TEST**

A 350lb load is applied and the slide may not show signs of stress, and no visible deformation may occur.

Sample Test **WATER ENTRY**

The path of the potential slider is digitally recorded by high-speed video cameras. The data is analyzed to ensure the slider does not enter the water at an angle that is likely to cause impact with the bottom of the pool.

For more information on the standard, visit:

http://www.access.gpo.gov/nara/cfr/waisidx_04/16cfr1207_04.html

To view S.R. Smith compliance documents, visit:

srsmith.com/en/safety